



VIRTUAL ISOQOL 2020

2020 THE FUTURE IS NOW:

A Vision for the Future of Outcomes Measurement and Quality of Life Research

Help Guide - Attendee Profile

The first time you log in to the virtual conference platform, you can set up your personal profile. Think of your profile as an online business card: use it to showcase your interests and areas of expertise.

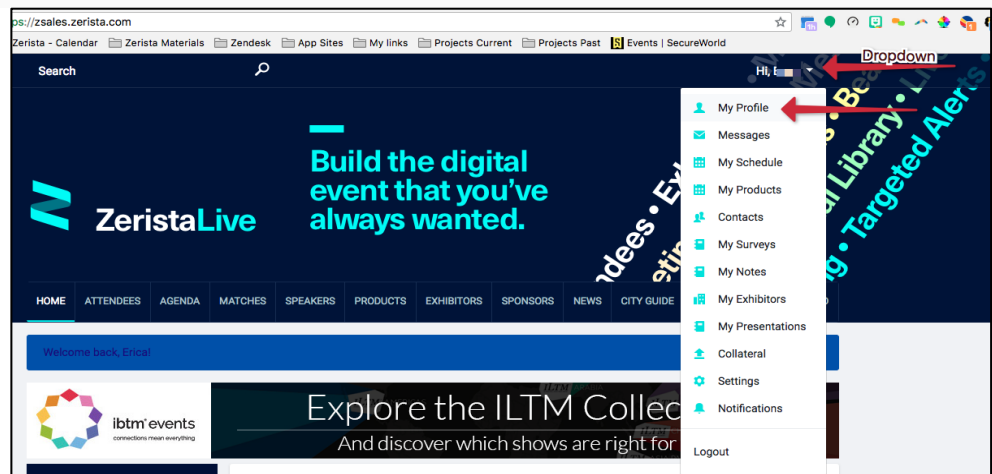
The more complete your profile, the better connections you will build with other attendees!

You can make changes to your profile at any point after the initial onboarding setup. Follow the instructions below to access your profile from the virtual conference platform.

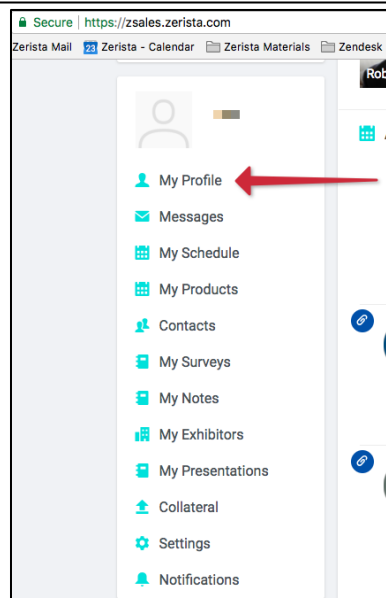
How to access your profile from the virtual conference platform

Once in the virtual conference platform, there are two ways to find your profile to update. Either way will open a preview of your profile.


1. Select "My Profile" from the drop-down in the upper right-hand corner of any page.



- The profile sidebar is also on the home page



2. Click "Edit My Profile."



3. Update the available fields to your satisfaction.

4. Click "Save" at the bottom of the page.